


# Noxious Weeds In Your Neighborhood



## Giant Hogweed, *Heracleum mantegazzianum*

- ◇ **CAUTION!** Skin exposure, in combination with moisture and sunlight, can result in blistering, scarring, and blindness
- ◇ Class "A" Noxious Weed, eradication required
- ◇ Plant can grow up to 15ft tall with large white umbrella shaped flowers that are 2ft wide
- ◇ Spreads by seed. Prevent further infestation by removing flower heads, bagging and disposing at land fill. Wear protective clothing during removal
- ◇ Could be confused with native Cow Parsnip. Giant Hogweed stems are green with purple spotting, have coarse white hairs on the stem. It's flowers have 50 or more rays per flower cluster. Cow Parsnip stem is green, ridged with fine hairs. It has 15-30 rays per flower cluster.



## Spotted Jewelweed, *Impatiens capensis*

- ◇ Currently on the Washington State Noxious Weed Monitor List and its numbers have been increasing throughout Western Washington
- ◇ Plant grows 2-5 ft tall. Flowers are small, conical shaped with red or orange spots
- ◇ Leaf edges have rounded teeth with sharp points
- ◇ Seed capsule expels seeds when touched
- ◇ Spreads by seed. Plant can be controlled by hand pulling or mowing. Control efforts will be most effective if done prior to seed formation
- ◇ Maybe confused with native Western Touch-Me-Not (*Impatiens noli-tangere*) which has yellow flowers with no spots



## Yellow Flag Iris *Iris pseudacorus*

- ◇ **CAUTION!** Toxic to animals, and can cause skin irritation
- ◇ Plant grows up to 5ft tall
- ◇ Leaves are broad, flat and sword like
- ◇ Flowers are yellow with 6 petals
- ◇ Spreads by seed and rhizomes. Prevent further infestation by removing flower heads and seed pods or carefully dig up rhizomes, take care to remove all fragments. Small patches can be controlled by covering with secured black plastic, extend the plastic beyond edge of infestation.
- ◇ Could be confused with native Cattails. Iris has a flat fan leaf arrangement at base of plant, and the leaves are smooth. Cattail leaves have a midrib.






# Noxious Weeds In Your Neighborhood




## Herb Robert, *Geranium robertianum*

- ◇ Thrives in moist, shady areas
- ◇ Low growing annual with pink flowers. Flowers have 5 petals
- ◇ Leaves fern-like, light green and deeply dissected. Leaves emit pungent odor when crushed. Stems turn red in late fall
- ◇ Spreads by seed. Plant can be easily pulled by hand. Preferable to pull plants prior to seeding. Sheet mulch can prevent spreading.
- ◇ Could be confused with native Bleeding Heart. Herb Robert stems and leaves are hairy, and Bleeding Heart is hairless. Herb Robert flowers are star-like while Bleeding Heart flowers are bell-shaped. Also Herb Robert has a strong odor when crushed, and Bleeding Heart does not.



## Yellow Archangel, *Lamium galebdolon*

- ◇ Fast growing groundcover that forms dense mats. Commonly used in flower baskets. Sources of infestations appear to be improperly dumped yard debris and composting
- ◇ Leaves are typically variegated with silvery-gray markings. Stems are green with 4 sides, square-shaped
- ◇ Flowers are yellow and hooded. Typically blooms in late spring to early summer
- ◇ Spreads by seed and stolons, (above ground runners). Digging up by hand or pulling can be effective for small infestations. Take care to remove all fragments as fragments can regenerate. Sheet mulching may also be effective. Mowing or trimming edges can stop spreading. Do not compost



## English Ivy, *Hedera helix*

- ◇ **CAUTION!** Skin exposure can cause dermatitis in some people. Both leaves and berries are poisonous
- ◇ Ivy covers the ground blocking sunlight to other plants and preventing other plants from establishing. Ivy climbs trees causing them to be more susceptible to wind fall
- ◇ Leaves are dark green with lighter colored veins and have a wavy surface. The juvenile form of ivy leaves are 3-5 lobed and approximately 3 inches long. The adult form leaves are ovate.
- ◇ Flowers are small greenish-white and produce black, berry-like fruit
- ◇ Spreads by seed and stolons. Small infestations can be dug up or pulled, taking care to remove all fragments. Ivy in trees can be removed by cutting plant at waist height and removing remaining portion below the cut. Finish by digging up roots. Do not compost

